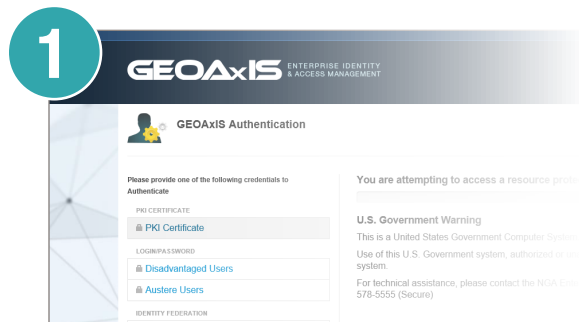


GEOINT AppStore User Guide – Obtaining a GEOAxis Account

Step 1: Visit the GEOAxis site

Navigate to <https://geoaxis.nga.mil/> on a CAC/PIV enabled machine (Use a browser that has your certs loaded).

Choose ‘**PKI Certificate**’ as your authentication method. GEOAxis will verify that the certificates are loaded on your browser. Choose your certificate and continue.



Step 2: Create Account

Select ‘**Users**’ -> ‘**Disadvantaged User**’ to create your account. Complete the requested information: password, account duration, justification, and security questions:

Duration = 1 Year

Justification = “I actively use a device that does not support hard token credentials
(NOTE: This is the same process you’ll use in the future to update/change your password)

Step 3: Update user profile

Select ‘**My Account**’ -> ‘**Update My Profile**’ and provide your email and other required information.

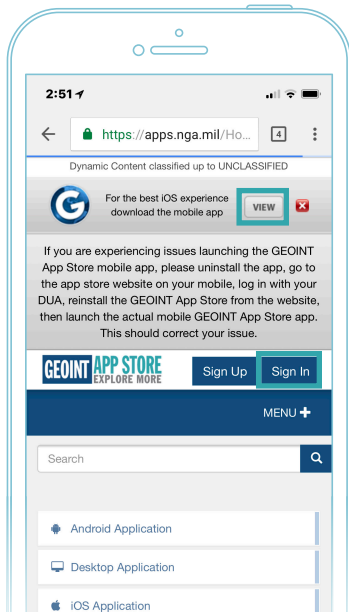
Remember to write down your temporary password before you continue -- this will make it easier to access the GEOINT App Store for the first time



NGA
NATIONAL GEOSPATIAL-INTELLIGENCE AGENCY

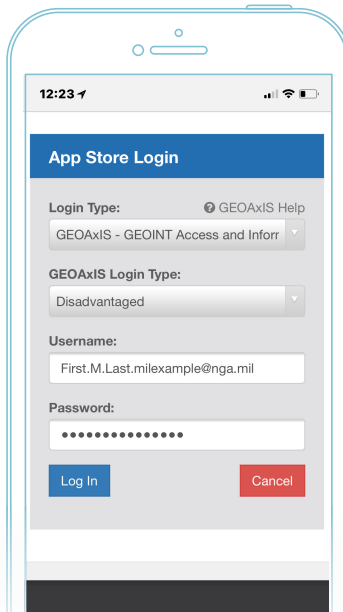


GEOINT AppStore User Guide – Downloading Apps



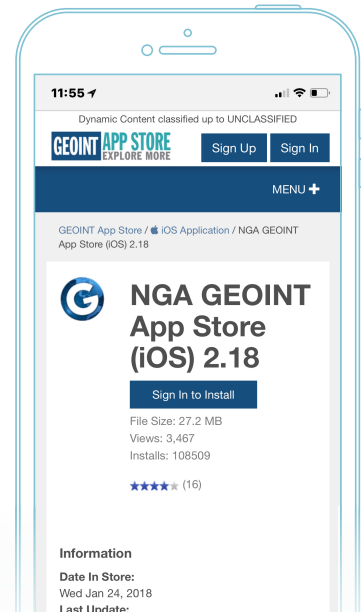
Step 1

- Visit <https://apps.nga.mil> on a mobile device using Safari, Explorer, Chrome or Firefox.
Android Users: Chrome will not work for you
- Click the 'View' button to download app
- After the page refreshes, Click the 'Sign In' button or "Sign in to Download" under the GEOINT App Store icon



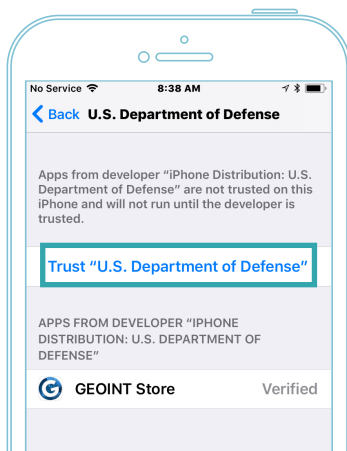
Step 2

- "How would you like to login?" select "GEOAxis"
- Enter your GEOAxis Disadvantaged User Account (DUA) Username and Password you set up using the front page instructions
- Click the 'Log In' button



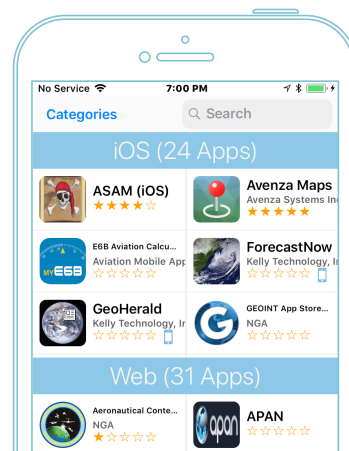
Step 3

- Click the 'Install' button to download the GEOINT App Store application
 - Return to your home page and monitor the download status
- (Sometimes you will have to press the app icon to start the download)



Step 4 – (iOS Users Only)

- iOS Users must establish trust for DoD apps before opening the GEOINT App Store
- In order to trust these apps, select: [Settings](#) -> [General](#) -> [Profiles and Device Management](#) -> [U.S. Department of Defense](#) -> [Trust this app developer](#)



Step 5

- Open the GEOINT App Store from your device
- Log in with your DUA Username/Password
- Browse and download apps!

NGA.mil for more information